


NATIONAL SCHOOL BUS LOADING & UNLOADING SURVEY 2008-2009



February, 2010

The National School Bus Loading and Unloading Survey is a collection of fatality accident records provided by the state agencies responsible for school transportation safety and/or accident records*. Only those fatalities involving school children in or around the loading or unloading areas of a school bus or transit bus are included in this survey. On-board fatalities are excluded.

** Numbers are only as accurate as the reporting agency has provided.*

2008-2009 National School Bus Loading & Unloading Survey

Limited quantities of this document are available from the address provided below. Please feel free to reproduce and utilize the survey data as desired, as it provided specifically for this purpose.



Kansas State Department of Education
School Bus Safety Education Unit
120 SE 10th Avenue
Topeka, Kansas 66612-1182
(785) 296-3551
Fax request to: (785) 296-6659
E-mail: wcrabtree@ksde.org

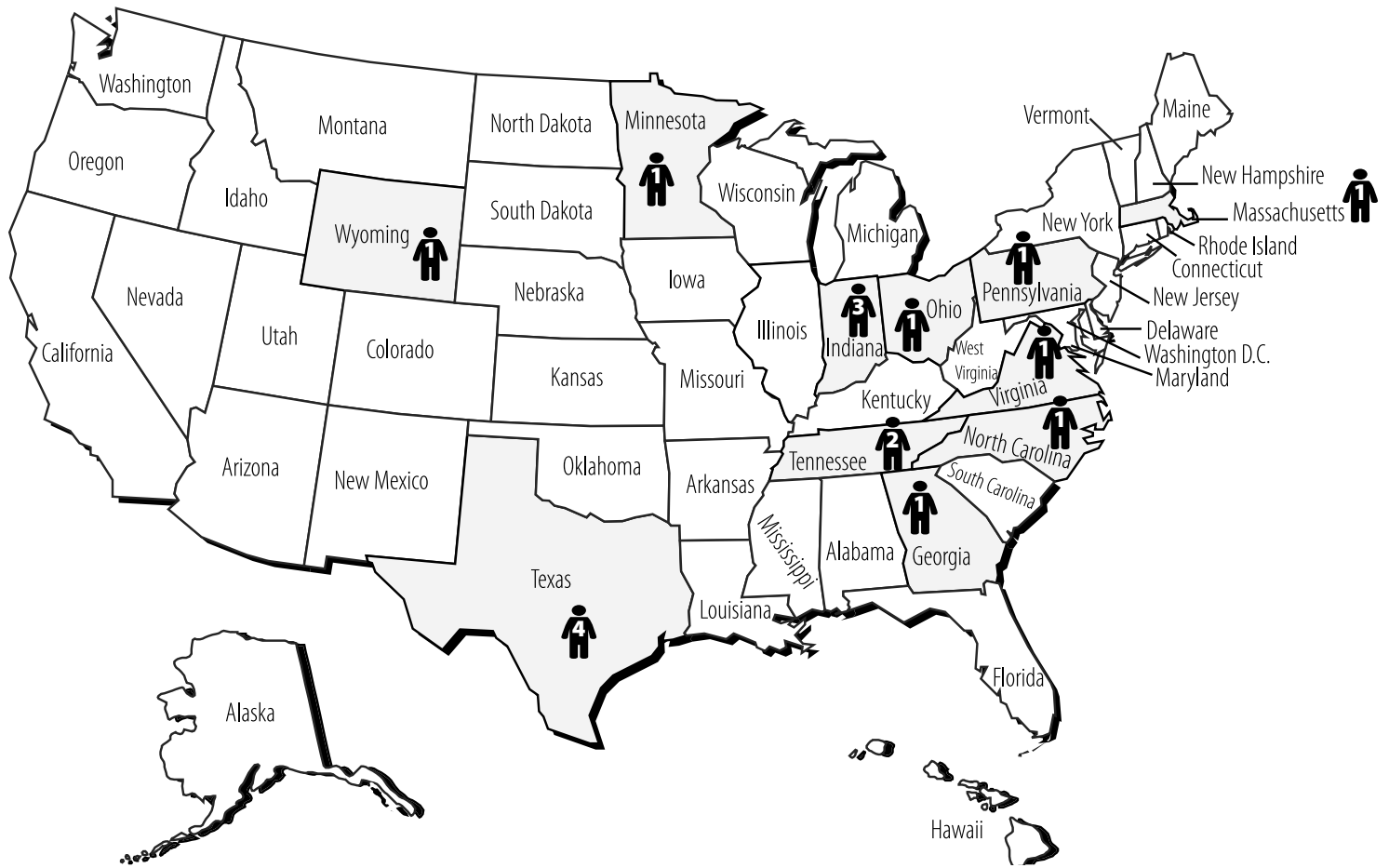


This survey is provided annually to the school transportation industry in an effort to alert individuals and organizations of the dangers involved in loading and unloading school children. Fatalities continue to occur at the bus stop, caused by a variety of circumstances and errors on the part of the school bus

driver or passing motorist. It points out the continuing need for forceful, advanced instruction to school bus drivers and students, as well as the need to increase our efforts to thoroughly inform the driving public about the requirements of the school bus stop law.

| Table of Contents | Page |
|--|-------------|
| Reports of Fatalities by State - 2008 | 1 |
| 50 States & Washington, D.C. Surveyed | 1 |
| 2008-2009 Fatality Report | 2 |
| 39 Year Totals: School Related Vehicle Versus the Other Vehicle | 3 |
| School Bus Size | 3 |
| School Children Killed by Vehicle Passing School Bus | 3 |
| School Children's Position When Killed by School Bus | 3 |
| Objects Caught, Dropped Objects or Fell Down | 3 |
| 39 Year Totals: Destination | 4 |
| School Children Killed | 4 |
| Place Pupil Was Killed | 4 |
| Day and Month of Fatality | 5 |
| Day of the Week Fatality Occurred (2008 only) | 5 |
| Month Fatality Occurred | 5 |
| Light and Weather Conditions | 5 |
| Light Condition | 5 |
| Road Conditions | 5 |
| Weather Conditions | 5 |
| Area and Road Types | 6 |
| Area Fatality Occurred | 6 |
| Type of Road | 6 |
| 39 Year Totals: Fatalities by Age | 7 |
| Age of Pupil Killed (<i>years</i>) | 7 |
| Sex of Child | 7 |
| 39 Year Summary | 8 |
| Addendum to 2007-2008 Survey | 8 |

Reports of Fatalities by State - 2008



Total Fatalities 17

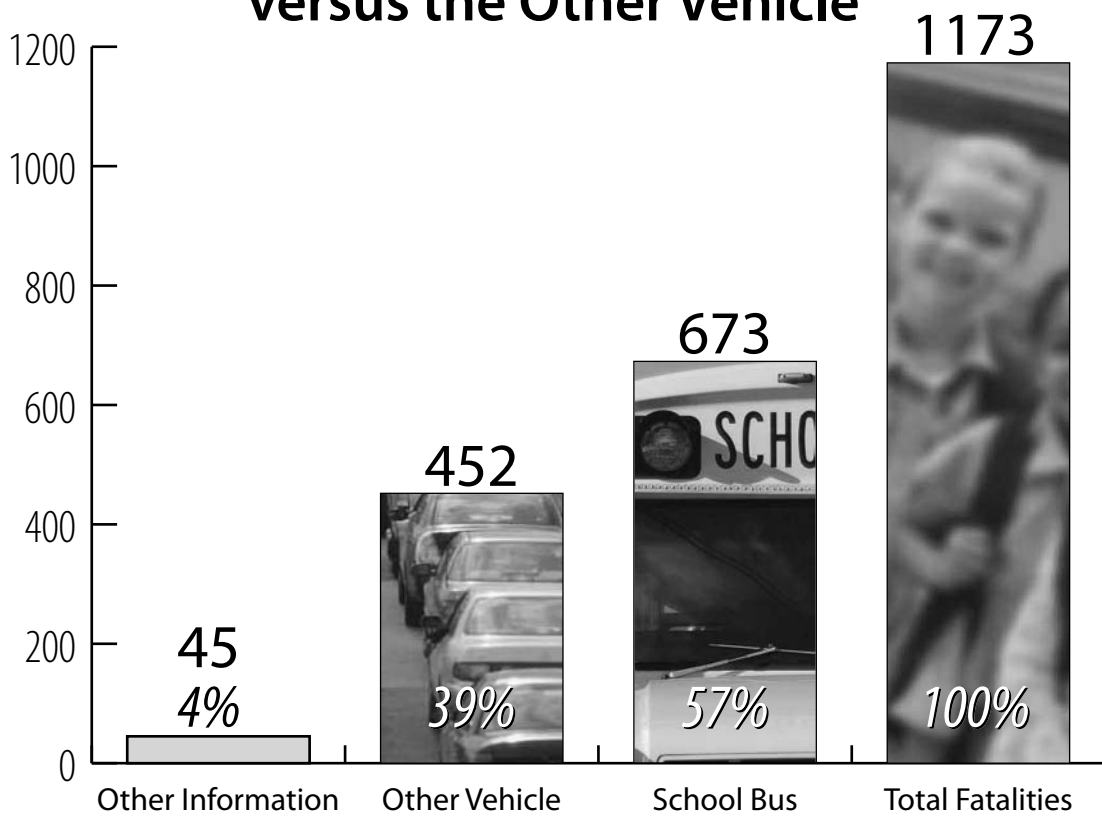
| 50 States & Washington, D.C. Surveyed | 2005 | 2006 | 2007 | 2008 |
|---------------------------------------|------|------|------|------|
| Number reporting fatalities | 9 | 5 | 5 | 11 |
| Number reporting no fatalities | 42 | 45 | 45 | 39 |
| Number not Reporting | 0 | 1 | 1 | 0 |



2008-2009 Fatality Report

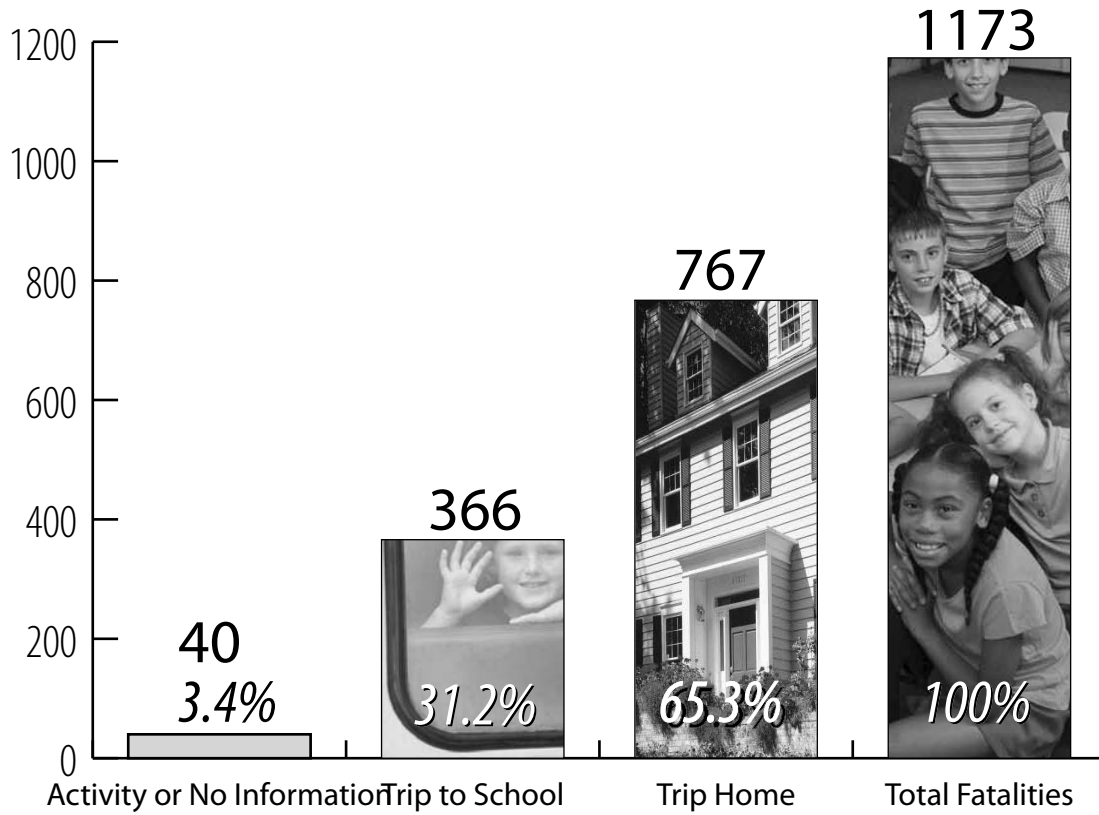
1. **Georgia:** A west-bound school bus had come to a stop with the 8-way lights activated. An east-bound armored truck was approaching the stop. The truck driver attempted to stop, but slid to the left, crossing through a turn lane and impacted the front of the bus in the next lane and knocked the school bus off the roadway. A 12-year-old female had left her parent's car to board the bus when she was struck and killed by the passing vehicle.
2. **Indiana:** A 16-year-old male missed the bus at his scheduled stop. The boy ran after the bus and slipped, sliding under the right rear dual wheels of the school bus and was killed.
3. **Indiana:** A 12-year-old female missed her bus at her scheduled stop. The parent drove the girl to catch the bus at another stop along the route. The girl exited her parent's car and attempted to board the bus, approaching from the right rear of the bus. The bus departed the stop, preparing to turn right. The girl was reaching for the bus entry door and tripped. She fell and was struck and killed by the right rear dual wheels of the bus.
4. **Indiana:** An 11-year-old male student with special needs exited the bus in the outside lane of the school parking lot. He proceeded toward the school building, walking between rows of parked cars. The boy crossed in front of another bus and was struck and killed by the left front wheel of that bus as it was departing the school loading zone.
5. **Massachusetts:** A 2-year-old male was accompanying his 6-year-old sister and his mother to the bus stop when the boy was run over by the school bus. The bus had picked up his sister and the boy was last seen by the school bus driver at the right of the school bus. Somehow the boy ended up in front of the school bus and was struck by the front bumper of the school bus. The fatal injuries occurred when he was run over by the right rear wheels of the bus.
6. **Minnesota:** A 9-year-old male was crossing in front of the bus when he dropped some papers. The driver lost sight of the boy and he was struck and killed by the left front wheel of the bus.
7. **North Carolina:** A 16-year-old male was crossing the street to catch his bus when he was struck and killed by an on-coming sport utility vehicle. The SUV failed to stop for the activated school bus stop arm.
8. **Ohio:** An 11-year-old male was late for the bus stop. He was running along side of the bus trying to catch it. The boy was struck and killed by the right rear dual wheels when he slipped and fell under the bus.
9. **Pennsylvania:** A 12-year-old male was standing near the curb waiting for the approaching bus. The boy was pushed and was struck and killed by the right rear dual wheels as he slipped and fell under the bus.
10. **Tennessee:** An 8-year-old male was crossing in front of the bus when an on-coming vehicle struck and killed the boy.
11. **Tennessee:** A 7-year-old male was crossing the street to catch the bus when he was struck and killed by an on-coming vehicle. Several witnesses said the warning lights were not working on the school bus.
12. **Texas:** A 7-year-old girl was waiting for the bus when an on-coming vehicle swerved into a ditch to avoid two other vehicles that had already stopped for the on-coming bus. The vehicle rolled and struck several children waiting at the bus stop. The 7-year-old was pronounced dead at the scene.
13. **Texas:** A 4-year-old male was waiting for the bus with several other children when an on-coming vehicle swerved into a ditch to avoid two other vehicles that were already stopped for the on-coming bus. The boy was struck by the on-coming vehicle as it rolled and died in the hospital from his injuries.
14. **Texas:** An 11-year-old female was waiting for the bus when she was struck and killed by an on-coming vehicle that failed to stop for the bus she was trying to board.
15. **Texas:** A 15-year-old female was struck and killed while crossing in front of her bus shortly after she was dropped off near her home. The girl had grabbed onto the front bumper of the bus after she was knocked down, but couldn't hold on. When she let go, she was dragged under the bus and run over by the rear wheels.
16. **Virginia:** A 4-year-old male was struck and killed by the left front wheel of a bus moving through the school parking lot after he left the bus he had been riding.
17. **Wyoming:** A 6-year-old male missed his bus and his father took him to another stop to board the school bus. The father dropped the boy off at the stop. The bus driver activated the stop lights to wait for the boy to get on the school bus. The driver waited, but had not seen anyone get out of the first vehicle. As the driver looked to the left, she was momentarily distracted by a white passenger van that failed to stop for the school bus stop lights. As the driver returned attention back to the right rear-view mirror, she still did not see a passenger approaching, so she resumed driving. As she checked her mirrors while pulling out, she noticed a small child lying in the roadway in her passenger side mirror. She exited the bus and discovered that she had struck the boy with the right rear dual wheels of the bus and killed him.

39 Year Totals: School Related Vehicle versus the Other Vehicle



| School Bus Size | 2005 | 2006 | 2007 | 2008 |
|--|-----------|----------|----------|-----------|
| Type A | 0 | 0 | 0 | 0 |
| Type B | 0 | 0 | 0 | 0 |
| Type C | 3 | 2 | 0 | 6 |
| Type D | 3 | 1 | 1 | 3 |
| Public Transit | 0 | 0 | 0 | 0 |
| Other | 7 | 3 | 0 | 0 |
| Unknown | 0 | 0 | 0 | 1 |
| Total | 13 | 7 | 1 | 10 |
| School Children Killed by Vehicle Passing School Bus | 2005 | 2006 | 2007 | 2008 |
| Total | 6 | 4 | 4 | 7 |
| Other | 0 | 0 | 0 | 0 |
| (School Bus & other vehicle) Total | 13 | 7 | 5 | 17 |
| School Children's Position When Killed by School Bus | 2005 | 2006 | 2007 | 2008 |
| Front of Bus | 0 | 2 | 1 | 3 |
| Back of Bus | 7 | 1 | 0 | 7 |
| Total | 7 | 3 | 1 | 10 |
| Objects Caught, Dropped Objects or Fell Down | 2005 | 2006 | 2007 | 2008 |
| Object Caught in Handrail | 0 | 0 | 0 | 0 |
| Object Caught in Closed Door | 0 | 0 | 0 | 0 |
| Dropped Object | 2 | 0 | 0 | 1 |
| Other | 2 | 0 | 0 | 0 |
| Total | 2 | 0 | 0 | 1 |

39 Year Totals: Destination



| School Children Killed | 2005 | 2006 | 2007 | 2008 |
|------------------------------------|-----------|----------|----------|-----------|
| Going to School | 4 | 4 | 2 | 13 |
| Activity Trip | 1 | 0 | 0 | 0 |
| Going Home | 8 | 3 | 3 | 3 |
| No information | 0 | 0 | 0 | 1 |
| Total | 13 | 7 | 5 | 17 |
| Place Pupil Was Killed | 2005 | 2006 | 2007 | 2008 |
| Unloading on School Ground A.M. | 0 | 0 | 0 | 2 |
| Loading on School Ground P.M. | 1 | 0 | 0 | 0 |
| Waiting at Bus Stop A.M. | 0 | 2 | 2 | 7 |
| Getting off of Bus P.M. | 6 | 3 | 0 | 3 |
| Walking/Running to Bus Stop A.M. | 5 | 2 | 0 | 5 |
| Walking/Running from Bus Stop P.M. | 1 | 0 | 3 | 0 |
| Road, Street or Highway | 0 | 0 | 0 | 0 |
| Other | 0 | 0 | 0 | 0 |
| No Information | 0 | 0 | 0 | 0 |
| Total | 13 | 7 | 5 | 17 |

Day and Month of Fatality

| Day of the Week Fatality Occurred (2008 only) | 2008 |
|---|------|
| Monday | 3 |
| Tuesday | 6 |
| Wednesday | 5 |
| Thursday | 0 |
| Friday | 3 |
| Saturday | 0 |
| Sunday | 0 |
| Unknown | 0 |



| Month Fatality Occurred | 2005 | 2006 | 2007 | 2008 |
|-------------------------|-----------|----------|----------|-----------|
| January | 1 | 1 | 2 | 4 |
| February | 2 | 1 | 0 | 3 |
| March | 1 | 0 | 0 | 0 |
| April | 0 | 1 | 0 | 5 |
| May | 0 | 0 | 0 | 0 |
| June | 1 | 0 | 0 | 1 |
| July | 0 | 0 | 0 | 0 |
| August | 1 | 0 | 0 | 1 |
| September | 3 | 2 | 2 | 1 |
| October | 0 | 0 | 0 | 1 |
| November | 0 | 2 | 0 | 1 |
| December | 3 | 0 | 1 | 0 |
| Unknown | 1 | 0 | 0 | 0 |
| Total | 13 | 7 | 5 | 17 |

Light and Weather Conditions



| Light Condition | 2005 | 2006 | 2007 | 2008 |
|-----------------|-----------|----------|----------|-----------|
| Dawn | 3 | 2 | 0 | 1 |
| Dusk | 1 | 0 | 0 | 0 |
| Daylight | 9 | 3 | 4 | 15 |
| Dark | 0 | 2 | 1 | 1 |
| Unknown | 0 | 0 | 0 | 0 |
| Total | 13 | 7 | 5 | 17 |

| Road Conditions | 2005 | 2006 | 2007 | 2008 |
|-----------------|-----------|----------|----------|-----------|
| Dry | 11 | 6 | 3 | 14 |
| Wet | 0 | 1 | 1 | 2 |
| Snow/Slush | 0 | 0 | 0 | 1 |
| Ice/Snow Packed | 2 | 0 | 1 | 0 |
| Mud/Dirt/Sand | 0 | 0 | 0 | 0 |
| Total | 13 | 7 | 5 | 17 |

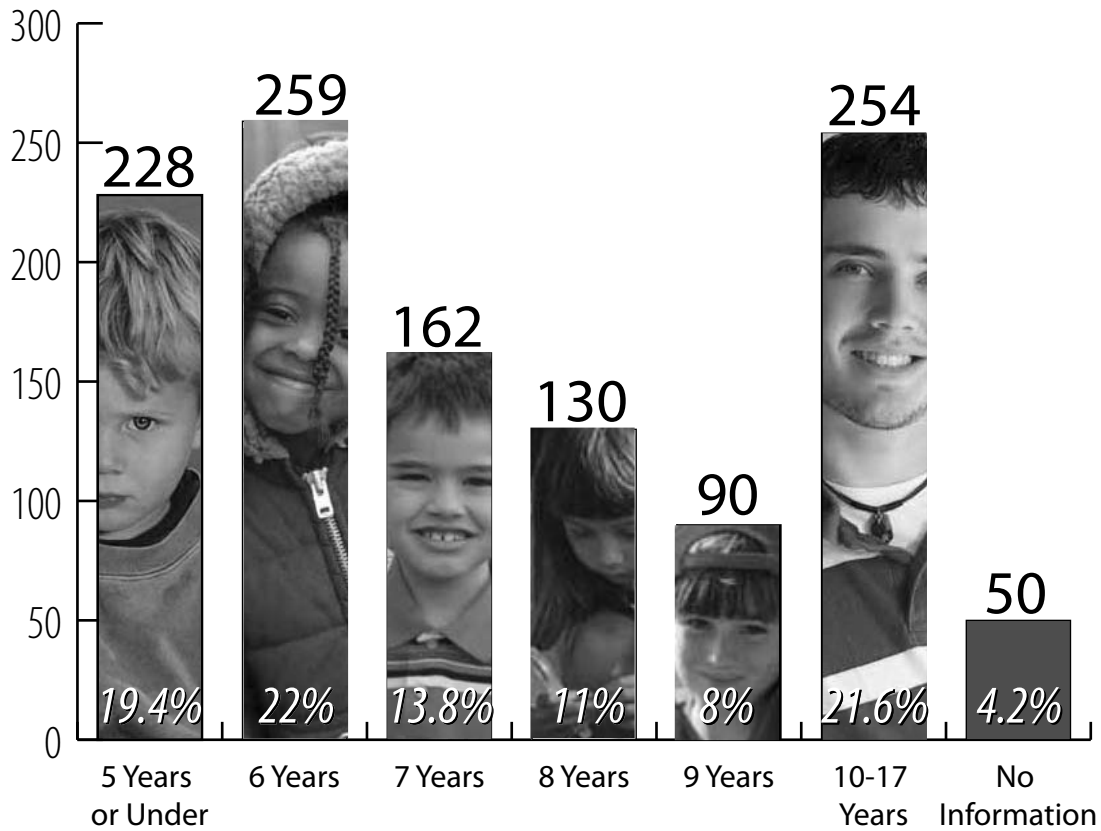
| Weather Conditions | 2005 | 2006 | 2007 | 2008 |
|--------------------|-----------|----------|----------|-----------|
| Clear | 11 | 6 | 4 | 13 |
| Cloudy | 1 | 0 | 1 | 2 |
| Cloudy/Raining | 0 | 1 | 0 | 0 |
| Rain | 0 | 0 | 0 | 1 |
| Snow/Sleet/Ice | 1 | 0 | 0 | 1 |
| Fog | 0 | 0 | 0 | 0 |
| Unknown | 0 | 0 | 0 | 0 |
| Total | 13 | 7 | 5 | 17 |

Area and Road Types

| Area Fatality Occurred | 2005 | 2006 | 2007 | 2008 |
|------------------------|-----------|----------|----------|-----------|
| Urban | 7 | 3 | 2 | 11 |
| Rural | 6 | 4 | 3 | 6 |
| No Information | 0 | 0 | 0 | 0 |
| Total | 13 | 7 | 5 | 17 |
| Type of Road | 2005 | 2006 | 2007 | 2008 |
| Gravel | 0 | 0 | 0 | 0 |
| City Street | 6 | 2 | 1 | 8 |
| State Highway | 4 | 2 | 2 | 4 |
| Federal Highway | 1 | 1 | 0 | 0 |
| Interstate | 0 | 0 | 0 | 0 |
| County Road | 0 | 2 | 0 | 1 |
| Other | 2 | 0 | 2 | 4 |
| Total | 13 | 7 | 5 | 17 |



39 Year Totals: Fatalities by Age






| Age of Pupil Killed (years) | 2005 | 2006 | 2007 | 2008 |
|-----------------------------|-----------|----------|----------|-----------|
| 2 | 0 | 0 | 0 | 1 |
| 3 | 0 | 0 | 0 | 0 |
| 4 | 1 | 0 | 0 | 2 |
| 5 | 2 | 1 | 1 | 0 |
| 6 | 2 | 1 | 1 | 1 |
| 7 | 0 | 0 | 0 | 2 |
| 8 | 2 | 0 | 0 | 1 |
| 9 | 0 | 1 | 1 | 1 |
| 10 | 1 | 0 | 1 | 0 |
| 11 | 0 | 0 | 0 | 3 |
| 12 | 2 | 1 | 0 | 3 |
| 13 | 2 | 0 | 0 | 0 |
| 14 | 1 | 1 | 0 | 0 |
| 15 | 0 | 1 | 0 | 1 |
| 16 | 0 | 1 | 0 | 2 |
| 17 | 0 | 0 | 1 | 0 |
| No Information | 0 | 0 | 0 | 0 |
| Total | 13 | 7 | 5 | 17 |

| Sex of Child | 2005 | 2006 | 2007 | 2008 |
|----------------------|-----------|----------|----------|-----------|
| Female | 5 | 3 | 1 | 5 |
| Male | 8 | 4 | 4 | 12 |
| Number not Reporting | 0 | 0 | 0 | 0 |
| Total | 13 | 7 | 5 | 17 |




39 Year Summary

-  779 fatalities occurred to students 2 - 8 years of age or 66%.
-  Students departing from the bus or on their way home involved 16% of all fatalities.
-  Fatalities attributed to the school bus were 59%. Those involving “the other vehicle,” were 41% for 2008-2009.

Addendum to 2007-2008 Survey

The following information did not receive us by print time for the 2007-2008 report.

Submitted by the State of New Jersey:

-  A 13-year-old female exited her school bus. When the school bus began to pull away from the curb, she was pushed and fell into the roadway and was run over by the right rear wheels of her type “C” school bus.

The incident occurred on an urban street on a Wednesday afternoon in November while going home. The day was clear and dry and it was still daylight.





Kansas State Board of Education

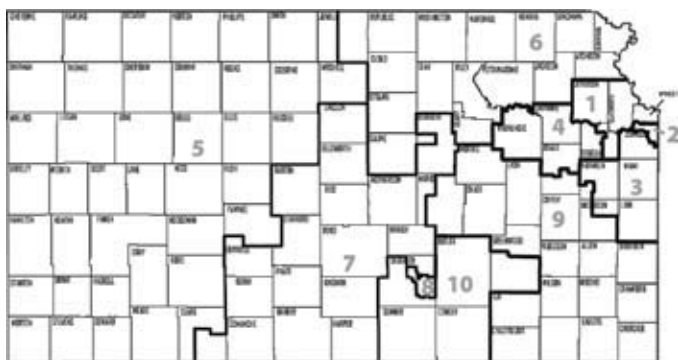
120 S.E. 10th Avenue • Topeka, Kansas 66612-1182

Education Priorities of the Kansas State Board of Education

Ensure that all students meet or exceed high academic standards and are prepared for their next steps (e.g., the world of work and/or post secondary education). To accomplish the mission of the Kansas State Board of Education, the Board has identified four goals. They are as follows:

- Redesign the delivery system to meet our students' changing needs.
- Provide an effective educator in every classroom.
- Ensure a visionary and effective leader in every school.
- Improve collaboration with families and communities, constituent groups and policy partners.

Kansas State Board of Education
Adopted 5/2009



Board Members



District 1
Janet Waugh, Chairman
916 S. 57th Terrace
Kansas City, KS 66106
913-287-5165 (home)
jwaugh1052@aol.com



District 2
Sue Storm
8145 Mackey
Overland Park, KS 66204
913-642-3121 (home)
sstorm717@aol.com



District 3
John W. Bacon
14183 W. 157th
Olathe, KS 66062
913-660-0392 (home & FAX)
jwmsbacon@aol.com



District 4
Carolyn L. Wims-Campbell
3824 S.E. Illinois Ave.
Topeka, KS 66609
785-266-3798 (home)
campell4kansasboe@verizon.net



District 5
Sally Cauble
530 Lilac
Liberal, KS 67901
620-624-6677
scauble@swko.net



District 6
Kathy Martin
859 Valleyview Rd.
Clay Center, KS 67432
785-463-5463 (home)
martinkathy@yahoo.com



District 7
Kenneth Willard
24 Dakota Dr.
Hutchinson, KS 67502
620-669-0498 (home)
866-389-2103 (FAX)
kwillard@cox.net



District 8
Walt Chappell
3165 N. Porter
Wichita, KS 67204
316-838-7900 (work)
chappellhq@chappell4ksboe.com



District 9
Jana Shaver, Vice-Chairman
113 Woodlane Dr.
Independence, KS 67301
620-331-1452 (home & FAX)
janashaver@cablone.net



District 10
David Dennis
615 N. Rainbow Lake Rd.
Wichita, KS 67235
316-729-1979 (home)
316-650-0152 (cellular)
dtdennis@swbell.net



Kansas State Department of Education



Dr. Diane DeBacker
Interim Commissioner/Deputy Commissioner
Division of Learning Services
785-296-3202



Dale M. Dennis
Deputy Commissioner
Division of Fiscal & Administrative Services
785-296-3871

An Equal Employment/Educational Opportunity Agency

The Kansas State Department of Education does not discriminate on the basis of race, color, national origin, sex, disability, or age in its programs and activities. The following person has been designated to handle inquiries regarding the non-discrimination policies: KSDE General Counsel, 120 SE 10th Ave., Topeka, KS 66612 (785) 296-3201

